



ST-701



ST-701

Specifications:

6(5)A 250VAC T85



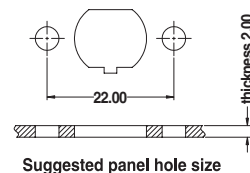
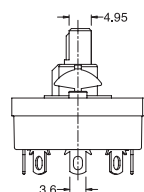
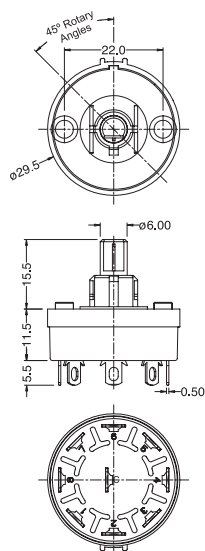
6(5)A	250VAC
13A GP	125VAC

T85
T85

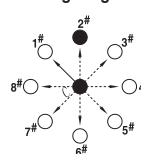


*UL61058 approved

ROTARY SWITCH



Wiring Diagram



ST-701

	M	1	1	S	BK	
Circuit	Current	Housing Type	Handle Type	Terminal Type	Base Color	Internal Use Only
12 13 14 15 16 17	M 6(5)A 250VAC 13A GP 125VAC	1	1	S	BK Black	
R2 R3 R4 R5 R6	R3 No.of position Single pole with spring return right Please call factory for detail circuit diagram	2	2	H		
L2 L3 L4 L5 L6	L3 No.of position Single pole with spring return left Please call factory for detail circuit diagram	3	3	H1		