



# SR-55 Series



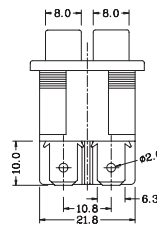
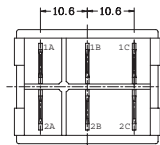
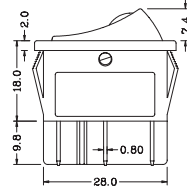
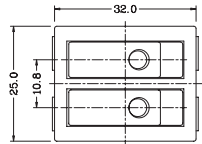
ROCKER SWITCH

## Specifications:

10(3)A 250VAC T125/55 5E4  
 16(4)A 250VAC T125/55  
 ★10(8)A 250VAC T125/55

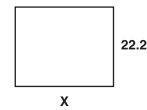


10A 250VAC T105  
 16A 125VAC T105  
 1/2HP 250VAC T105  
 1/4HP 125VAC T105



Suggested panel hole size

Panel thickness	X
0.75-1.25	30.3
1.25-2.0	30.5
2.0-3.0	30.7



## SR-55

NN — L — T — 3 — WT — WTWT — RR — 00 — 00 — RERE — 44 — □□□□

Function of Left/Right Button	Current	Terminal Type	Base Type	Base Color	Color of Left/Right Button	Left / Right Button Type	Printing of Left/Right Button	Color of Left/Right Button Printing	Color of Left / Right Small Lens	Left / Right Lamp Voltage	Internal Use Only
A ON-OFF	L 16(4)A 250VAC	T	3	BK Black	BK Black	1 (For N&P functions only)	0 None	0 None	00 None	0 None	
B ON-ON	10(3)A 250VAC 5E4	T	3	WT White	WT White	1 (For N&P functions only)	1	1 White	RE Red	1 12V	
C ON-OFF-ON	16A 125VAC	T	3	GE Grey	GE Grey	2 (For N&P functions only)	2	2 Black	GR Green	3 110V	
D (ON)-OFF	(Expect function I)	T	3	RE Red	RE Red	2 (For N&P functions only)	3	3 Red	BL Blue	4 220V	
E ON-(OFF)	H 16(4)A 250VAC	T1	4	GR Green	GR Green	3 (Except function N,P)	4	4 Blue	OR Amber		
F ON-(ON)	10(3)A 250VAC 5E4	T1	4	BL Blue	BL Blue	3 (Except function N,P)	5	5 Yellow			
M ON-OFF-(ON)	16A 125VAC	T2	4	OR Amber	OR Amber	6 (For N&P functions only)	6				
X (ON)-OFF-(ON)	1/2HP 250VAC	T2	4	YE Yellow	YE Yellow	7 (For N&P functions only)	7				
N ON-OFF w/lamp (Unswitched neutral)	1/4HP 125VAC (For A, B, N, P functions only)	Q	4			I (For I function only)	8	ON OFF			
P ON-OFF w/lamp (Switched neutral)		S	4				9	OFF ON			
I Indicator		P	4				A				
							K				
							L				
							H				

\*For this option, please call factory for details